



Teroxx Digital Asset AIF

teroxx-aif.com



Teroxx Digital Asset AIF

Professionally managed digital assets for professional and qualified semi-professional investors

Challenges in the Digital Asset Market

- The foundation stone for this technological development was laid in 2009 with Bitcoin, the first currency based on blockchain technology.
- Today, there are more than 31,000 digital assets, of which around 9,000 have a significant and definable volume.
- The challenge was to develop a selection process to develop an actively managed portfolio with a defined and qualified universe of reputable digital assets.

The Solution

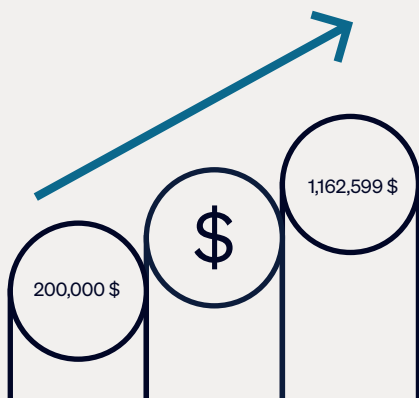
The first regulated AIF authorized in DE and AT for active trading in digital assets. The Teroxx AIF Digital Asset Fund is a PE investment in a company that engages in active trading in digital assets via professional management.

The special feature here is the selection process for the digital assets. Market capitalization, trading volume and the projects underlying the coins and tokens play a decisive role.

This means that only reputable coins with an economic background and representative, stable digital currencies are admitted to the portfolio.

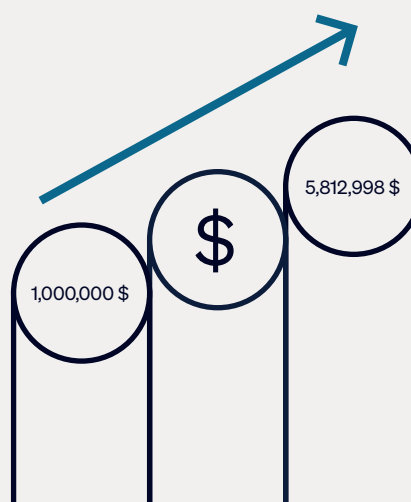
Example 1

An investment of 200,000 \$ in our portfolio on January 1, 2018 would be worth 1,162,599 \$ today.



Example 2

An investment of 1 million \$ in our portfolio on January 1, 2018 would be worth 5,812,998 \$ today.

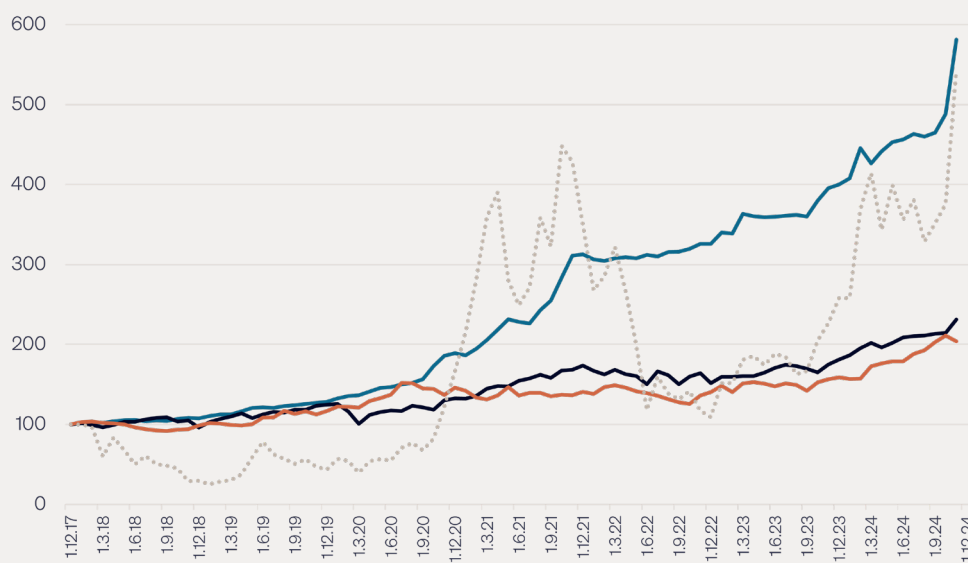


Track Record of Trading Systems

The results shown below since 2018 are those of the trading systems in Teroux's own coin for retail customers. The Teroux Coin is a digital pre-IPO that is scheduled to

be listed on a trading venue as an initial coin offering (ICO) in 2025. The same trading systems were actively launched in the Teroux AIF fund in September 2023.

Teroux live trading performance of the combined strategies, as per 11/30/2024

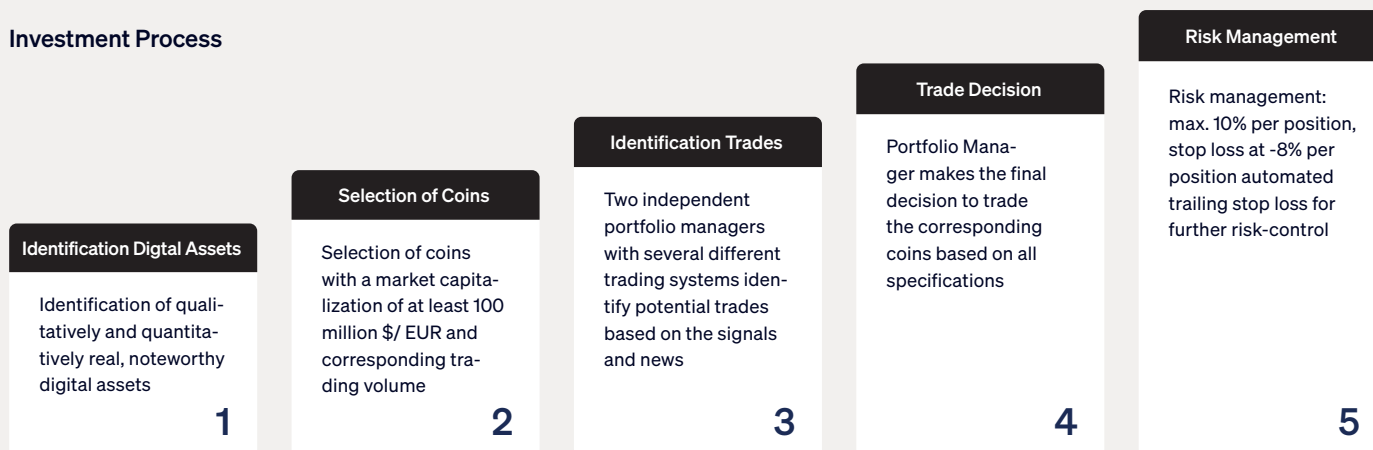


Based on Monthly	Risk-Ratios
Annualised Return	28.98%
Best Month	19.11%
Worst Month	-4.24%
Annual. Volatility	11.95%
Sharpe Ratio	2.36
Sortino Ratio	27.04
Omega	5.17
Skewness	1.19
Kurtosis	6.65

— Teroux Portfolio — Gold USD
— MSCI World net EUR
····· Swiss Crypto Market 10 PR DL Index

	Jan	Feb	Mar	Apr	May	Jun	Jul	Aug	Sep	Oct	Nov	Dec	Ann. Return
2018	1.27%	0.95%	-0.39%	1.94%	1.31%	0.43%	-1.75%	1.01%	-0.49%	2.48%	1.09%	-0.38%	7.64%
2019	2.67%	1.76%	0.07%	3.34%	3.88%	0.57%	-0.55%	1.84%	0.87%	1.18%	1.00%	1.04%	19.03%
2020	3.42%	2.32%	0.55%	3.52%	3.28%	0.64%	2.19%	1.42%	2.95%	10.47%	7.38%	1.82%	47.50%
2021	-1.34%	4.38%	5.59%	6.28%	5.92%	-1.41%	-0.83%	7.39%	4.89%	11.24%	9.72%	0.51%	65.35%
2022	-1.97%	-0.66%	1.07%	0.48%	-0.42%	1.34%	-0.61%	1.86%	0.02%	1.18%	1.95%	-0.01%	4.22%
2023	4.37%	-0.39%	7.26%	-0.77%	-0.34%	0.19%	0.34%	0.28%	-0.61%	5.48%	4.21%	1.15%	22.86%
2024	1.88%	9.26%	-4.24%	3.51%	2.58%	0.73%	1.56%	-0.71%	1.05%	5.00%	19.11%		45.28%

Investment Process



Teroxx Digital Asset AIF

Professionally managed digital assets for professional and qualified semi-professional investors

Disclaimer

The Teroxx Fund is an AIF (Alternative Investment Fund) under Liechtenstein law. The units of the fund are only authorized for distribution to professional investors within the meaning of Directive 2014/65/EU (MiFID II) in Liechtenstein, Germany and Austria and may only be offered and/or distributed there. This information is for internal use only. Publication or disclosure to third parties is strictly prohibited.

The contents of this presentation are for informational purposes only and are not intended as a solicitation, offer or recommendation to buy, sell or engage in any other transaction. This presentation (including all information and opinions contained herein) does not constitute investment advice and should not be relied upon as such. Teroxx shall not be liable for any loss or damage that may result from the use of or reliance on any information contained in this presentation. For detailed information, please refer to the fund's prospectus and current annual report. The information used to prepare this presentation has been obtained from various sources.

This report does not replace brokerage statements, fund statements.

Teroxx and its affiliates do not provide tax or legal advice. To the extent that this material or other attachments relate to tax matters, it is not intended to be and should not be used by any taxpayer to avoid penalties that may be imposed by law. Each taxpayer should seek advice from an independent tax advisor based on its particular circumstances.

Hypothetical results have certain inherent limitations, such as that past performance is not indicative of future results. The performance of the units depends on the investment strategy, e.g., the market development of the target investments, and cannot be determined in advance.

Diversification and asset allocation do not guarantee profit or protection against loss. Past performance is no guarantee of future results.

Contact

→ aif@teroxx.com